









1. Are you a resident of the City of Fayetteville?

		Response Percent	Response Count
Yes		87.6%	542
No		12.4%	77
answered question			619
skipped question			0








2. Do you feel that the Fayetteville Police Department employees perform their duties in a competent manner?

		Response Percent	Response Count
Strongly Agree		27.0%	167
Agree		45.1%	279
Disagree		20.0%	124
Strongly Disagree		7.9%	49
answered question			619
skipped question			0








3. In the past year, have you or someone else at your address had contact with a member of the Fayetteville Police Department?

		Response Percent	Response Count
Yes		70.4%	436
No		29.6%	183
answered question			619
skipped question			0




4. If you answered "yes" to this question, what type of contact did you have? Please check all that apply.



		Response Percent	Response Count
Reported a Crime		46.7%	164
Victim of a Crime		27.1%	95
Witness to a Crime		9.7%	34
Needed Information		19.9%	70
Involved in a Traffic Accident		14.2%	50
Witnessed a Traffic Accident		4.8%	17
Public Event		20.5%	72
	Other (please specify)		128
answered question			351
skipped question			268



5. What division or unit of the Fayetteville Police Department have you had contact with in the last year? (Check as many that apply)

		Response Percent	Response Count
Records/Tele-serve		8.8%	37
Patrol		76.7%	322
Investigations		22.6%	95
Communications		14.0%	59
Crime Prevention		23.1%	97
Community Affairs		12.1%	51
Other (please specify)		10.0%	42
		answered question	420
		skipped question	199



6. During the past year, if you have had contact with the Fayetteville Police Department, how would you rate the overall agency performance?

		Response Percent	Response Count
Excellent		36.9%	155
Good		37.1%	156
Poor		26.0%	109
		Comments	66
		answered question	420
		skipped question	199



7. Was the officer/employee courteous/professional during your contact?			
		Response Percent	Response Count
Yes		82.4%	346
No		17.6%	74
		Comments	52
		answered question	420
		skipped question	199





8. Did the officer/employee seem to be well trained to meet their responsibilities?			
		Response Percent	Response Count
Yes		77.9%	327
No		22.1%	93
		Comments (please specify)	63
		answered question	420
		skipped question	199



9. Do you feel safe in your home?

		Response Percent	Response Count
Yes		81.0%	469
No		19.0%	110
		Comments	91
		answered question	579
		skipped question	40



10. Do you feel safe in your neighborhood?

		Response Percent	Response Count
Yes		64.2%	372
No		35.8%	207
		Comments	105
		answered question	579
		skipped question	40




11. Do you feel personally safe when traveling around Fayetteville?			
		Response Percent	Response Count
Always		24.7%	143
Daytime Only		36.6%	212
Only within your own travel routine		32.0%	185
Never		10.2%	59
	Other (please specify)		80
answered question			579
skipped question			40

12. Are you satisfied with the service that the Fayetteville Police Department is providing to your neighborhood?			
		Response Percent	Response Count
Yes		60.1%	348
No		39.9%	231
	Comments		142
answered question			579
skipped question			40

13. In general, I think that the Fayetteville Police Department is interested in solving problems as well as enforcing the law.

		Response Percent	Response Count
Yes		67.5%	391
No		32.5%	188
		Comments	83
		answered question	579
		skipped question	40


14. Are you aware of the various programs that the Fayetteville Police Department has to offer?

		Response Percent	Response Count
Yes		52.7%	305
No		38.9%	225
Would like additional information		14.5%	84
		answered question	579
		skipped question	40



15. FPD is not only the abbreviation for the Fayetteville Police Department, but it also stands for Faith in Service, Pride in Commitment and Dedication to Excellence. Please indicate any recommendations for improvement in our service.

		Response Count
		302
		answered question
		302
		skipped question
		317




16. The following information is needed to better access our performance and address any concerns or issues that you may have.

		Response Percent	Response Count
Street Name		100.0%	523
		answered question	523
		skipped question	96








17. Do you wish to be contacted by a member of staff about your survey responses?

		Response Percent	Response Count
Yes		11.3%	58
No		88.7%	456
		answered question	514
		skipped question	105





18. If yes, please provide your contact information so that we may contact you:

		Response Percent	Response Count
Name		90.0%	72
Telephone Number		78.8%	63
Email Address		88.8%	71
		answered question	80
		skipped question	539

19. Age Group

		Response Percent	Response Count
less than 18		0.2%	1
18 - 25		6.7%	34
26 - 35		20.6%	104
36 - 45		25.3%	128
46 - 55		22.0%	111
56 - 65		16.2%	82
older than 65		8.9%	45
answered question			505
skipped question			114

20. Demographics

		Response Percent	Response Count
Caucasian		64.2%	308
African American		24.4%	117
Hispanic		3.1%	15
Other (please specify)		8.3%	40
answered question			480
skipped question			139